

Statistical Modelling under Epistemic Data Imprecision

Some Results on Estimating Multinomial Distributions and
Logistic Regression for Coarse Categorical Data

Julia Plass*, Thomas Augustin*,
Marco Cattaneo**, Georg Schollmeyer*

*Department of Statistics, Ludwigs-Maximilians University and

**Department of Mathematics, University of Hull




&




21st of July 2015

Our working group

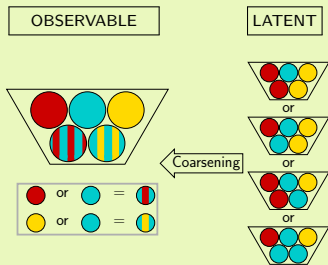


Our working group



Epistemic imprecision:

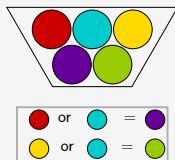
"Imprecise observation of something precise"



⇒ Truth is hidden due to the underlying coarsening mechanism

Ontic imprecision:

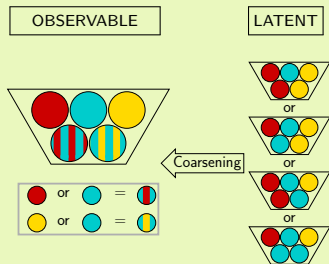
"Precise observation of something imprecise"



⇒ Truth is represented by coarse observation

Epistemic imprecision:

"Imprecise observation of something precise"



⇒ Truth is hidden due to the underlying coarsening mechanism

Examples:

- Matched data sets with partially overlapping variables
- Coarsening as anonymization technique
- Missing data as special case

Here: PASS-data

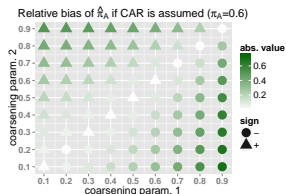
$\Omega_y = \{<, \geq, na\}$

"< 1000", " \geq 1000" and

"< 1000€ or \geq 1000€" (na)

- Still common to **enforce precise results**

⇒ Biased results:



- Variety of **set-valued approaches**

- via random sets (e.g. Nguyen, 2006)
- using Bayesian approaches (de Cooman, Zaffalon, 2004)
- via likelihood-based belief function (Denœux, 2014)
- via profile likelihood (Cattaneo, Wiercierz, 2012)

Here: Likelihood-based approach influenced by methodology of partial identification (Manski, 2003) coarse categorical data only

Basic idea for the i.i.d. case (regression cf. poster)

OBSERVABLE

\mathcal{Y} coarse data

$$p_{\mathcal{Y}_i} = P(\mathcal{Y}_i = \mathcal{y}_i), \quad i = 1, \dots, n$$

LATENT

Y latent variable

Main goal:

$$\text{Estimation of } \pi_{ij} = P(Y_i = j) \\ \pi_{i1} = \pi_1, \dots, \pi_{iK} = \pi_K$$

← Observation model \mathcal{Q}
error-freeness

$$\text{coarsening mechanism} \\ q_{\mathcal{Y}|y} = P(\mathcal{Y} = \mathcal{y} | Y = y)$$

Use the **connection**
between \mathbf{p} and $\boldsymbol{\gamma}$

← $\Phi(\boldsymbol{\gamma}) = \mathbf{p}$

$$\boldsymbol{\gamma} = (q_{\mathcal{Y}|y}^T, \boldsymbol{\pi}_y^T)^T$$

Use random-set perspective and determine maximum-likelihood estimator $\hat{p}_{\mathcal{Y}}$

Likelihood for parameters $\mathbf{p} = (p_1, \dots, p_{|\Omega_{\mathcal{Y}}|-1})^T$

$L(\mathbf{p}) \propto \prod_{\mathcal{Y} \in \Omega_{\mathcal{Y}}} p_{\mathcal{Y}}^{n_{\mathcal{Y}}}$ is *uniquely* maximized by

$$\hat{p}_{\mathcal{Y}} = \frac{n_{\mathcal{Y}}}{n}, \quad \mathcal{Y} \in \{1, \dots, |\Omega_{\mathcal{Y}}| - 1\}$$

and thus $\hat{p}_{|\Omega_{\mathcal{Y}}|} = 1 - \sum_{m=1}^{|\Omega_{\mathcal{Y}}|-1} \hat{p}_m$.

and the **invariance of the likelihood** under parameter transformations, i.e.:

$$\hat{\Gamma} = \{\boldsymbol{\gamma} \mid \Phi(\boldsymbol{\gamma}) = \hat{\mathbf{p}}\}$$

$$\hat{\pi}_y \in \left[\frac{n_{(y)}}{n}, \frac{\sum_{\mathcal{Y} \ni y} n_{\mathcal{Y}}}{n} \right] \\ \hat{q}_{\mathcal{Y}|y} \in \left[0, \frac{n_{\mathcal{Y}}}{n_{(y)} + n_{\mathcal{Y}}} \right]$$

Basic idea for the i.i.d. case (regression cf. poster)

OBSERVABLE

\mathcal{Y} coarse data

$$p_{\mathcal{Y}_i} = P(\mathcal{Y}_i = \mathcal{Y}_i), \quad i = 1, \dots, n$$

Use random-set perspective and determine maximum-likelihood estimator $\hat{p}_{\mathcal{Y}}$

Likelihood for parameters $\mathbf{p} = (p_1, \dots, p_{|\Omega_{\mathcal{Y}}|-1})^T$

$L(\mathbf{p}) \propto \prod_{\mathcal{Y} \in \Omega_{\mathcal{Y}}} p_{\mathcal{Y}}^{n_{\mathcal{Y}}}$ is uniquely maximized by

$$\hat{p}_{\mathcal{Y}} = \frac{n_{\mathcal{Y}}}{n}, \quad \mathcal{Y} \in \{1, \dots, |\Omega_{\mathcal{Y}}| - 1\}$$

and thus $\hat{p}_{|\Omega_{\mathcal{Y}}|} = 1 - \sum_{m=1}^{|\Omega_{\mathcal{Y}}|-1} \hat{p}_m$.

Observation model \mathcal{Q}
error-freeness

coarsening mechanism
 $q_{\mathcal{Y}|y} = P(\mathcal{Y} = \mathcal{Y} | Y = y)$

Use the connection
between \mathbf{p} and $\boldsymbol{\gamma}$

$$\Phi(\boldsymbol{\gamma}) = \mathbf{p}$$

and the invariance of the likelihood under parameter transformations, i.e.:

$$\hat{\Gamma} = \{\boldsymbol{\gamma} \mid \Phi(\boldsymbol{\gamma}) = \hat{\mathbf{p}}\}$$

LATENT

Y latent variable

Main goal:

Estimation of $\pi_{ij} = P(Y_i = j)$
 $\pi_{i1} = \pi_1, \dots, \pi_{iK} = \pi_K$

$$\boldsymbol{\gamma} = (q_{\mathcal{Y}|y}^T, \boldsymbol{\pi}_y^T)^T$$

$$\hat{\pi}_y \in \left[\frac{n_{(y)}}{n}, \frac{\sum_{\mathcal{Y} \geq y} n_{\mathcal{Y}}}{n} \right]$$
$$\hat{q}_{\mathcal{Y}|y} \in \left[0, \frac{n_{\mathcal{Y}}}{n_{(y)} + n_{\mathcal{Y}}} \right]$$

Basic idea for the i.i.d. case (regression cf. poster)

OBSERVABLE

\mathcal{Y} coarse data

$$p_{\mathcal{Y}_i} = P(\mathcal{Y}_i = \mathcal{Y}_i), i = 1, \dots, n$$

Use random-set perspective and determine maximum-likelihood estimator $\hat{p}_{\mathcal{Y}}$

Likelihood for parameters $\mathbf{p} = (p_1, \dots, p_{|\Omega_{\mathcal{Y}}|-1})^T$
 $L(\mathbf{p}) \propto \prod_{\mathcal{Y} \in \Omega_{\mathcal{Y}}} p_{\mathcal{Y}}^{n_{\mathcal{Y}}}$ is uniquely maximized by

$$\hat{p}_{\mathcal{Y}} = \frac{n_{\mathcal{Y}}}{n}, \quad \mathcal{Y} \in \{1, \dots, |\Omega_{\mathcal{Y}}|-1\}$$

and thus $\hat{p}_{|\Omega_{\mathcal{Y}}|} = 1 - \sum_{m=1}^{|\Omega_{\mathcal{Y}}|-1} \hat{p}_m$.

← Observation model \mathcal{Q}
error-freeness

coarsening mechanism
 $q_{\mathcal{Y}|y} = P(\mathcal{Y} = \mathcal{Y} | Y = y)$

Use the **connection**
between \mathbf{p} and $\boldsymbol{\gamma}$

$$\Phi(\boldsymbol{\gamma}) = \mathbf{p}$$

and the **invariance of the likelihood**
under parameter transformations, i.e.:

$$\hat{\Gamma} = \{\boldsymbol{\gamma} \mid \Phi(\boldsymbol{\gamma}) = \hat{\mathbf{p}}\}$$

LATENT

Y latent variable

Main goal:

Estimation of $\pi_{ij} = P(Y_i = j)$
 $\pi_{i1} = \pi_1, \dots, \pi_{iK} = \pi_K$

$$\boldsymbol{\gamma} = (\mathbf{q}_{\mathcal{Y}|y}^T, \boldsymbol{\pi}_y^T)^T$$

$$\hat{\pi}_y \in \left[\frac{n_{(y)}}{n}, \frac{\sum_{\mathcal{Y} \in \Omega_{\mathcal{Y}}} n_{\mathcal{Y}}}{n} \right]$$
$$\hat{q}_{\mathcal{Y}|y} \in \left[0, \frac{n_{\mathcal{Y}}}{n_{(y)} + n_{\mathcal{Y}}} \right]$$

Basic idea for the i.i.d. case (regression cf. poster)

OBSERVABLE

\mathcal{Y} coarse data

$$p_{\mathcal{Y}_i} = P(\mathcal{Y}_i = \mathcal{Y}_i), \quad i = 1, \dots, n$$

LATENT

\mathcal{Y} latent variable

Main goal:

$$\text{Estimation of } \pi_{ij} = P(Y_i = j) \\ \pi_{i1} = \pi_1, \dots, \pi_{iK} = \pi_K$$

Observation model \mathcal{Q}
error-freeness

$$\text{coarsening mechanism} \\ q_{\mathcal{Y}|y} = P(\mathcal{Y} = \mathcal{Y} | Y = y)$$

$$\boldsymbol{\gamma} = (\mathbf{q}_{\mathcal{Y}|y}^T, \boldsymbol{\pi}_y^T)^T$$

Use random-set perspective and determine maximum-likelihood estimator $\hat{\mathbf{p}}$

Likelihood for parameters $\mathbf{p} = (p_1, \dots, p_{|\Omega_{\mathcal{Y}}|-1})^T$
 $L(\mathbf{p}) \propto \prod_{\mathcal{Y} \in \Omega_{\mathcal{Y}}} p_{\mathcal{Y}}^{n_{\mathcal{Y}}}$ is *uniquely* maximized by

$$\hat{p}_{\mathcal{Y}} = \frac{n_{\mathcal{Y}}}{n}, \quad \mathcal{Y} \in \{1, \dots, |\Omega_{\mathcal{Y}}|-1\} \\ \text{and thus } \hat{p}_{|\Omega_{\mathcal{Y}}|} = 1 - \sum_{m=1}^{|\Omega_{\mathcal{Y}}|-1} \hat{p}_m.$$

Use the **connection**
between \mathbf{p} and $\boldsymbol{\gamma}$
 $\Phi(\boldsymbol{\gamma}) = \mathbf{p}$

and the **invariance of the likelihood**
under parameter transformations, i.e.:

$$\hat{\Gamma} = \{\boldsymbol{\gamma} \mid \Phi(\boldsymbol{\gamma}) = \hat{\mathbf{p}}\}$$

$$\hat{\pi}_y \in \left[\frac{n_{(y)}}{n}, \frac{\sum_{\mathcal{Y} \supseteq y} n_{\mathcal{Y}}}{n} \right] \\ \hat{q}_{\mathcal{Y}|y} \in \left[0, \frac{n_{\mathcal{Y}}}{n_{(y)} + n_{\mathcal{Y}}} \right]$$

Basic idea for the i.i.d. case (regression cf. poster)

OBSERVABLE

\mathcal{Y} coarse data

$$p_{\mathcal{Y}_i} = P(\mathcal{Y}_i = \mathcal{Y}_i), \quad i = 1, \dots, n$$

Use random-set perspective and determine maximum-likelihood estimator $\hat{p}_{\mathcal{Y}}$

Likelihood for parameters $\mathbf{p} = (p_1, \dots, p_{|\Omega_{\mathcal{Y}}|-1})^T$
 $L(\mathbf{p}) \propto \prod_{\mathcal{Y} \in \Omega_{\mathcal{Y}}} p_{\mathcal{Y}}^{n_{\mathcal{Y}}}$ is *uniquely* maximized by

$$\hat{p}_{\mathcal{Y}} = \frac{n_{\mathcal{Y}}}{n}, \quad \mathcal{Y} \in \{1, \dots, |\Omega_{\mathcal{Y}}| - 1\}$$

and thus $\hat{p}_{|\Omega_{\mathcal{Y}}|} = 1 - \sum_{m=1}^{|\Omega_{\mathcal{Y}}|-1} \hat{p}_m$.

Observation model \mathcal{Q}

error-freeness

coarsening mechanism

$$q_{\mathcal{Y}|y} = P(\mathcal{Y} = \mathcal{Y} | Y = y)$$

Use the **connection**
between \mathbf{p} and $\boldsymbol{\gamma}$

$$\Phi(\boldsymbol{\gamma}) = \mathbf{p}$$

and the **invariance of the likelihood**
under parameter transformations, i.e.:

$$\hat{\Gamma} = \{\boldsymbol{\gamma} \mid \Phi(\boldsymbol{\gamma}) = \hat{\mathbf{p}}\}$$

LATENT

Y latent variable

Main goal:

Estimation of $\pi_{ij} = P(Y_i = j)$
 $\pi_{i1} = \pi_1, \dots, \pi_{iK} = \pi_K$

$$\boldsymbol{\gamma} = (q_{\mathcal{Y}|y}^T, \boldsymbol{\pi}_y^T)^T$$

$$\hat{\boldsymbol{\pi}}_y \in \left[\frac{n_{(y)}}{n}, \frac{\sum_{\mathcal{Y} \ni y} n_{\mathcal{Y}}}{n} \right]$$
$$\hat{q}_{\mathcal{Y}|y} \in \left[0, \frac{n_{\mathcal{Y}}}{n_{(y)} + n_{\mathcal{Y}}} \right]$$

Basic idea for the i.i.d. case (regression cf. poster)

OBSERVABLE

\mathcal{Y} coarse data

$$p_{\mathcal{Y}_i} = P(\mathcal{Y}_i = \mathcal{Y}_i), i = 1, \dots, n$$

Use random-set perspective and determine maximum-likelihood estimator $\hat{p}_{\mathcal{Y}}$

Likelihood for parameters $\mathbf{p} = (p_1, \dots, p_{|\Omega_{\mathcal{Y}}|-1})^T$
 $L(\mathbf{p}) \propto \prod_{\mathcal{Y} \in \Omega_{\mathcal{Y}}} p_{\mathcal{Y}}^{n_{\mathcal{Y}}}$ is uniquely maximized by

$$\hat{p}_{\mathcal{Y}} = \frac{n_{\mathcal{Y}}}{n}, \quad \mathcal{Y} \in \{1, \dots, |\Omega_{\mathcal{Y}}| - 1\}$$

and thus $\hat{p}_{|\Omega_{\mathcal{Y}}|} = 1 - \sum_{m=1}^{|\Omega_{\mathcal{Y}}|-1} \hat{p}_m$.

Observation model \mathcal{Q}
error-freeness

coarsening mechanism
 $q_{\mathcal{Y}|y} = P(\mathcal{Y} = \mathcal{Y} | Y = y)$

Use the **connection**
between \mathbf{p} and $\boldsymbol{\gamma}$
 $\Phi(\boldsymbol{\gamma}) = \mathbf{p}$

and the **invariance of the likelihood**
under parameter transformations, i.e.:

$$\hat{\Gamma} = \{\boldsymbol{\gamma} \mid \Phi(\boldsymbol{\gamma}) = \hat{\mathbf{p}}\}$$

LATENT

Y latent variable

Main goal:

Estimation of $\pi_{ij} = P(Y_i = j)$
 $\pi_{i1} = \pi_1, \dots, \pi_{iK} = \pi_K$

$$\boldsymbol{\gamma} = (q_{\mathcal{Y}|y}^T, \boldsymbol{\pi}_y^T)^T$$

$$\hat{\pi}_y \in \left[\frac{n(y)}{n}, \frac{\sum_{\mathcal{Y} \geq y} n_{\mathcal{Y}}}{n} \right]$$
$$\hat{q}_{\mathcal{Y}|y} \in \left[0, \frac{n_{\mathcal{Y}}}{n(y) + n_{\mathcal{Y}}} \right]$$

Basic idea for the i.i.d. case (regression cf. poster)

OBSERVABLE

\mathcal{Y} coarse data

$$p_{\mathcal{Y}_i} = P(\mathcal{Y}_i = \mathcal{Y}_i), \quad i = 1, \dots, n$$

Use random-set perspective and determine maximum-likelihood estimator $\hat{p}_{\mathcal{Y}}$

Likelihood for parameters $\mathbf{p} = (p_1, \dots, p_{|\Omega_{\mathcal{Y}}|-1})^T$
 $L(\mathbf{p}) \propto \prod_{\mathcal{Y} \in \Omega_{\mathcal{Y}}} p_{\mathcal{Y}}^{n_{\mathcal{Y}}}$ is uniquely maximized by

$$\hat{p}_{\mathcal{Y}} = \frac{n_{\mathcal{Y}}}{n}, \quad \mathcal{Y} \in \{1, \dots, |\Omega_{\mathcal{Y}}| - 1\}$$

and thus $\hat{p}_{|\Omega_{\mathcal{Y}}|} = 1 - \sum_{m=1}^{|\Omega_{\mathcal{Y}}|-1} \hat{p}_m$.

Observation model \mathcal{Q}
error-freeness

coarsening mechanism
 $q_{\mathcal{Y}|y} = P(\mathcal{Y} = \mathcal{Y} | Y = y)$

Use the **connection**
between \mathbf{p} and $\boldsymbol{\gamma}$

$$\Phi(\boldsymbol{\gamma}) = \mathbf{p}$$

and the **invariance of the likelihood**
under parameter transformations, i.e.:

$$\hat{\Gamma} = \{\boldsymbol{\gamma} \mid \Phi(\boldsymbol{\gamma}) = \hat{\mathbf{p}}\}$$

LATENT

Y latent variable

Main goal:

Estimation of $\pi_{ij} = P(Y_i = j)$
 $\pi_{i1} = \pi_1, \dots, \pi_{iK} = \pi_K$

$$\boldsymbol{\gamma} = (q_{\mathcal{Y}|y}^T, \boldsymbol{\pi}_y^T)^T$$

$$\hat{\pi}_y \in \left[\frac{n_{(y)}}{n}, \frac{\sum_{\mathcal{Y} \geq y} n_{\mathcal{Y}}}{n} \right]$$
$$\hat{q}_{\mathcal{Y}|y} \in \left[0, \frac{n_{\mathcal{Y}}}{n_{(y)} + n_{\mathcal{Y}}} \right]$$

Illustration (PASS data)

$n_{<} = 238, n_{\geq} = 835, n_{na} = 338$

$$\hat{\pi}_{<} \in \left[\frac{238}{1411}, \frac{238+338}{1411} \right]$$

Starting from point-identifying assumptions, we use sensitivity parameters to allow inclusion of partial knowledge.

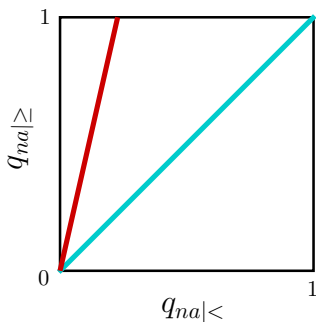
Assumption about exact value

of $R = \frac{q_{na|\geq}}{q_{na|<}}$ (Nordheim, 1984):

e.g. Q specified by $R=1$, $R=4$

where $R=1$ corresponds to CAR

(Heitjan, Rubin, 1991).



Starting from point-identifying assumptions, we use sensitivity parameters to allow inclusion of partial knowledge.

Assumption about exact value

of $R = \frac{q_{na|\geq}}{q_{na|<}}$ (Nordheim, 1984):

e.g. Q specified by $R=1$, $R=4$

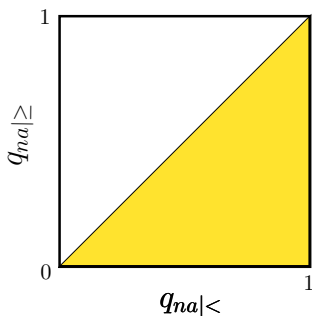
where $R=1$ corresponds to CAR

(Heitjan, Rubin, 1991).

Rough evaluation of R :

e.g. Q specified by $R \leq 1$:






low income group has a higher tendency to report "na"



- Via the observation model Q maximum-likelihood estimators referring to the latent variable may be obtained for both cases
 - ... the homogeneous case
 - ... the case with categorical covariates (cf. poster)
- Proper inclusion of auxiliary information via further restrictions on Q

Next steps:

- Inclusion of auxiliary information via sets of priors
- Likelihood-based hypothesis tests and uncertainty regions for coarse categorical data
- Consideration of other “deficiency” processes

-  Couso, I., Dubois, D., Sánchez, L.
Random Sets and Random Fuzzy Sets as Ill-Perceived Random Variables, Springer, 2014.
-  Heitjan, D., Rubin, D.
Ignorability and Coarse Data, *Annals of Statistics*, 1991.
-  Manski, C.
Partial Identification of Probability Distributions, Springer, 2003.
-  E. Nordheim.
Inference from nonrandomly missing categorical data: An example from a genetic study on Turner's syndrome, *J. Am. Stat. Assoc.*, 1984.
-  Vansteelandt, S., Goetghebeur, E., Kenward, M., Molenberghs, G.
Ignorance and uncertainty regions as inferential tools in a sensitivity analysis, *Stat. Sin.*, 2006.